



security in motion 
LUMÁ

MOTO / SCOOTER 2016




10

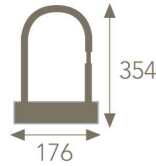
8

5

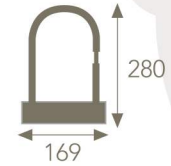
★★★ Solido HHR



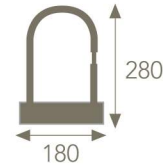
HOAU80NHR



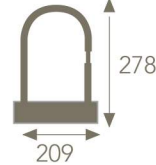
HOAU85NHR



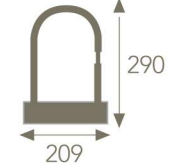
HOAU90NHR



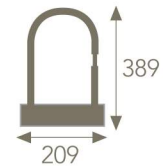
HOAU100NHR



HOAU110NHR



HOAU115NHR



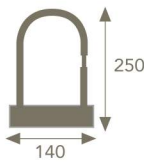
HOAU120NHR



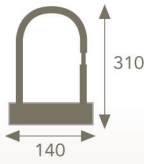
CLASSE
S.R.A.



★★★ Solido Cromo R



R85250LUM



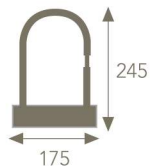
R85310LUM



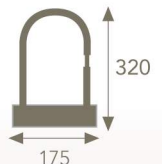
CLASSE
S.R.A.



★★ Escudo 55 HU



HOA55245W



HOA55320W



★★★ Escudo Chain H



cm
110 cm
KDA 110E

140 cm
KDA140E



CLASSE
S.R.A.



★★★ Escudo Chain Plus



cm
120 cm
KDA120EP

170 cm
KDA170EP



CLASSE
S.R.A.



★★ Escudo 38 Chain



cm
120 cm
KDA3812*
170 cm
KDA3817*



★★ Escudo Delta 10



cm
120 cm
KDM1012DEL
150 cm
KDM1015DEL
200 cm
KDM1020DEL



★★ Escudo Procombi
★★ Escudo Procombi XR



cm

- 120 cm
KDM120PRO*
- 150 cm
KDM150PRO*
- 115 XR
KDM115LPRO*



★ Escudo 48 Chain



cm

- 110 cm
KDM4812*
- 140 cm
KDM4815*



★ Enduro 867



cm

- 90 cm
KDM8609*
- 120 cm
KDM8612*
- 150 cm
KDM8615*



★ Enduro Alfa Chain



← cm →

95 cm
KDM0695AL*



*



★★★ Solido Chains



← cm →

110 cm
KDA1100SGR 13 mm
KDA1100GRS 15 mm

150 cm
KDA1500GRS 15 mm

170 cm
KDA1700SGR 13 mm
KDA1700GRS 15 mm

116 XR
KDA115R 14 mm



★★ Escudo Chains



← cm →

110 cm
KDM1100GR

170 cm
KDM1700GR

115 cm
KDM115R



★★★ Solido D 1016



CLASSE S.R.A.



★★ Escudo Procombi

★★ Escudo Procombi XL



HOAPRO*



HOAXLPRO* XL



★★ Escudo Disk



★★ Lock Reminder



VAE415L



★ Enduro 75 D



10mm
DIB7501*



*



★ Enduro E-lock



5 mm
DIMELR



★ Enduro 91D



5 mm
DIM91D*



*



★ Enduro 92D



5 mm
DIM92D*



*



★ Enduro 73D // 83D

★ Enduro 74D // 84D



5 mm

DIB7301R LUM
DIB7401R LUM

DIB8301F
DIB8401F



83D
84D



★ Enduro 885



100 cm
ARB8851*
120 cm
ARB8852*
150 cm
ARB8855*



★ Enduro 775



100 cm
ARB7741LUM
150 cm
ARB7761LUM



★ Enduro B-Scoot



www.luma.es

★ Solido Anchor Evolution
Solido Ancho II



AFA200P



AFA101S

Características / Caratteristiche / Features / Caractéristiques



Hardened steel body
Cuerpo en acero endurecido
Corpo in acciaio temprato
Antivol en acier cimenté



Anti-humidity plastic cover
Tapa anti-humedad
Copertura anti - umidità.
Couvercle contre l'humidité



Hardened steel pin lock
Pin de cierre en acero endurecido
Perno in acciaio temprato
Axe d'acier cimenté.



Hardened Steel shackle
Arco de acero endurecido
Arco di acciaio temprato
Anse en acier cimenté



Hardened steel chain
Cadena de acero endurecido
Catena di acciaio temprato
Chaîne en acier cimenté

Homologaciones / Approvazioni / Approvals / Homologations



Stichting diefstal preventie
tweewielers
The Nertherlands



Prufsigel Norges
Forsikringsforbund
Olso - Norge



Svenska Stoldskyddsforeningen
Stockholm - Sverige



CLASSE SRA - Sécurité et
Réparation Automobiles
France



FFMC / NF Antivols
Moto France



Sold Secure Ltd. U.K.

LUMIA

Security in Motion





security in motion 
LUMA

Luma industrias S.A.
Poligon Eciago 10
20120 Hernani - Spain
+34 943 335066
www.luma.es security@luma.es

CATLUMO16/4